


FRINGE BENEFIT 2017
AUTOVEICOLI A GASOLIO IN PRODUZIONE


MARCA	MODELLO	SERIE	COSTO CHILOMETRICO 15.000 KM	FRINGE BENEFIT ANNUALE
ALFAROMEEO	GIULIA 2.2 TD	150CV	0,5761	2.592,45
ALFAROMEEO	GIULIA 2.2 TD	180CV	0,6067	2.730,20
ALFAROMEEO	GIULIETTA 1.6 JTDM-2	120CV	0,4613	2.075,63
ALFAROMEEO	GIULIETTA 2.0 JTDM-2	150CV	0,4989	2.244,97
ALFAROMEEO	GIULIETTA 2.0 JTDM-2	175CV	0,5223	2.350,37
ALFAROMEEO	MITO 1.3 JTD	95CV	0,4023	1.810,30
AUDI	A1 1.4 TDI	90CV	0,3925	1.766,17
AUDI	A1 1.6 TDI	116CV	0,4203	1.891,19
AUDI	A1 SPB 1.4 TDI	90CV	0,3966	1.784,80
AUDI	A1 SPB 1.6 TDI	116CV	0,4240	1.908,01
AUDI	A3 1.6 TDI 110CV	MY2016	0,4599	2.069,58
AUDI	A3 1.6 TDI S-TRONIC 110CV	MY2016	0,4626	2.081,78
AUDI	A3 2.0 TDI 150CV	CABRIO MY2014	0,5507	2.478,35
AUDI	A3 2.0 TDI 150CV	MY2016	0,4995	2.247,86
AUDI	A3 2.0 TDI QUATTRO 150CV	MY2016	0,5208	2.343,42
AUDI	A3 2.0 TDI QUATTRO S-TRONIC 184CV	MY2016	0,5422	2.439,77
AUDI	A3 2.0 TDI S-TRONIC 150CV	MY2016	0,5177	2.329,82
AUDI	A3 CABRIO 1.6 TDI 110CV	MY2016	0,4960	2.232,21
AUDI	A3 CABRIO 2.0 TDI 150CV	MY2016	0,5415	2.436,81
AUDI	A3 CABRIO 2.0 TDI QUATTRO 150CV	MY2016	0,5619	2.528,76
AUDI	A3 CABRIO 2.0 TDI QUATTRO S-TRONIC 184CV	MY2016	0,5850	2.632,34
AUDI	A3 CABRIO 2.0 TDI S-TRONIC 150CV	MY2016	0,5597	2.518,74
AUDI	A3 SEDAN 1.6 TDI 110CV	MY2016	0,4648	2.091,53
AUDI	A3 SEDAN 1.6 TDI S-TRONIC 110CV	MY2016	0,4749	2.137,26
AUDI	A3 SEDAN 2.0 TDI 150CV	MY2016	0,5110	2.299,72
AUDI	A3 SEDAN 2.0 TDI QUATTRO 150CV	MY2016	0,5331	2.398,91
AUDI	A3 SEDAN 2.0 TDI QUATTRO S-TRONIC 184CV	MY2016	0,5529	2.488,01
AUDI	A3 SEDAN 2.0 TDI S-TRONIC 150CV	MY2016	0,5301	2.385,31
AUDI	A3 SPB 1.6 TDI 110CV	MY2016	0,4563	2.053,31
AUDI	A3 SPB 1.6 TDI S-TRONIC 110CV	MY2016	0,4632	2.084,56
AUDI	A3 SPB 2.0 TDI 150CV	MY2016	0,5001	2.250,64
AUDI	A3 SPB 2.0 TDI QUATTRO 150CV	MY2016	0,5214	2.346,20
AUDI	A3 SPB 2.0 TDI QUATTRO S-TRONIC 184CV	MY2016	0,5428	2.442,55
AUDI	A3 SPB 2.0 TDI S-TRONIC 150CV	MY2016	0,5184	2.332,60
AUDI	A4 2.0 TDI S-TRONIC	122CV	0,5437	2.446,78
AUDI	A4 2.0 TDI S-TRONIC	150CV	0,5724	2.575,86
AUDI	A4 2.0 TDI S-TRONIC	190CV	0,5944	2.674,64
AUDI	A4 2.0 TDI S-TRONIC QUATTRO	190CV	0,6142	2.763,88
AUDI	A4 3.0 TDI QUATTRO TIPTRONIC	272CV	0,6858	3.086,29
AUDI	A4 3.0 TDI S-TRONIC	218CV	0,6488	2.919,72
AUDI	A4 3.0 TDI S-TRONIC QUATTRO	218CV	0,6645	2.990,14
AUDI	A4 ALLROAD 2.0 TDI S-TRONIC	163CV	0,6213	2.795,84
AUDI	A4 ALLROAD 2.0 TDI S-TRONIC	190CV	0,6347	2.856,11
AUDI	A4 ALLROAD 3.0 TDI S-TRONIC	218CV	0,6834	3.075,22
AUDI	A4 ALLROAD 3.0 TDI TIPTRONIC	272CV	0,7061	3.177,41
AUDI	A4 AVANT 2.0 TDI S-TRONIC	122CV	0,5533	2.489,93
AUDI	A4 AVANT 2.0 TDI S-TRONIC	150CV SW	0,5821	2.619,62
AUDI	A4 AVANT 2.0 TDI S-TRONIC	190CV SW	0,6041	2.718,40
AUDI	A4 AVANT 2.0 TDI S-TRONIC QUATTRO	190CV SW	0,6239	2.807,64
AUDI	A4 AVANT 3.0 TDI S-TRONIC	218CV SW	0,6525	2.936,32
AUDI	A4 AVANT 3.0 TDI S-TRONIC QUATTRO	218CV SW	0,6733	3.029,67
AUDI	A4 AVANT 3.0 TDI TIPTRONIC QUATTRO	272CV SW	0,7040	3.168,06
AUDI	A5 2.0 TDI 150CV	CABRIO	0,6261	2.817,36
AUDI	A5 2.0 TDI 190CV CLEAN DIESEL	CABRIO	0,6495	2.922,87




MARCA	MODELLO	SERIE	COSTO CHILOMETRICO 15.000 KM	FRINGE BENEFIT ANNUALE
AUDI	A5 2.0 TDI 190CV CLEAN DIESEL QUATTRO	CABRIO	0,6572	2.957,18
AUDI	A5 2.0 TDI S-TRONIC	190CV COUPÉ	0,6140	2.762,88
AUDI	A5 3.0 TDI QUATTRO S-TRONIC	218CV COUPÉ	0,6829	3.073,10
AUDI	A5 3.0 V6 245CV TDI QUATTRO S-TRONIC	CABRIO	0,7813	3.515,97
AUDI	A5 SPB 2.0 TDI 136CV	ULTRA	0,5735	2.580,53
AUDI	A5 SPB 2.0 TDI 150CV	CLEAN DIESEL	0,6029	2.713,11
AUDI	A5 SPB 2.0 TDI 163CV	ULTRA	0,5927	2.667,09
AUDI	A5 SPB 2.0 TDI 190CV	CLEAN DIESEL	0,6162	2.772,90
AUDI	A5 SPB 2.0 TDI 190CV	CLEAN DIESEL QUATTRO	0,6388	2.874,66
AUDI	A5 SPB 3.0 V6 TDI 245CV	QUATTRO S-TRONIC	0,7539	3.392,38
AUDI	A6 2.0 TDI QUATTRO S-TRONIC	190CV	0,6503	2.926,52
AUDI	A6 2.0 TDI ULTRA	190CV	0,6313	2.840,77
AUDI	A6 2.0 TDI ULTRA S TRONIC 150CV	MY2015	0,6090	2.740,71
AUDI	A6 3.0 TDI QUATTRO S TRONIC 218CV	MY2015	0,7430	3.343,59
AUDI	A6 3.0 TDI QUATTRO S TRONIC 272CV	MY2015	0,7561	3.402,40
AUDI	A6 3.0 TDI QUATTRO TIPTRONIC 320CV	MY2015	0,8129	3.658,18
AUDI	A6 3.0 TDI S TRONIC 218CV	MY2015	0,7217	3.247,57
AUDI	A6 ALLROAD 3.0 TDI	218CV	0,7490	3.370,33
AUDI	A6 ALLROAD 3.0 TDI 190CV	S TRONIC	0,7189	3.234,94
AUDI	A6 ALLROAD 3.0 TDI QUATTRO S-TRONIC	272CV	0,7620	3.429,10
AUDI	A6 AVANT 2.0 TDI	150CV	0,6195	2.787,90
AUDI	A6 AVANT 2.0 TDI QUATTRO S-TRONIC	190CV SW	0,6655	2.994,85
AUDI	A6 AVANT 2.0 TDI S TRONIC 190CV	MY2015	0,6457	2.905,49
AUDI	A6 AVANT 2.0 TDI ULTRA	190CV SW	0,6339	2.852,75
AUDI	A6 AVANT 3.0 TDI QUATTRO S TRONIC 218CV	MY2015	0,7574	3.408,34
AUDI	A6 AVANT 3.0 TDI QUATTRO S TRONIC 272CV	MY2015	0,7705	3.467,11
AUDI	A6 AVANT 3.0 TDI QUATTRO TIPTRONIC 320CV	MY2015	0,8281	3.726,54
AUDI	A6 AVANT 3.0 TDI S TRONIC 218CV	MY2014	0,7345	3.305,04
AUDI	A7 SPB 3.0 TDI QUATTRO S-TRONIC	190CV	0,7481	3.366,29
AUDI	A7 SPB 3.0 TDI QUATTRO S-TRONIC	218CV	0,7689	3.459,83
AUDI	A7 SPB 3.0 TDI QUATTRO S-TRONIC	272CV	0,7921	3.564,62
AUDI	A7 SPB 3.0 TDI QUATTRO TIPTRONIC	320CV	0,8386	3.773,53
AUDI	A7 SPB 3.0 TDI S-TRONIC	190CV	0,7211	3.244,89
AUDI	A7 SPB 3.0 TDI S-TRONIC	218CV	0,7459	3.356,56
AUDI	A8 4.2 TDI 385CV	QUATTRO TIPTRONIC	1,0639	4.787,77
AUDI	Q2 1.6 TDI	116CV	0,4742	2.133,70
AUDI	Q3 2.0 TDI	120CV	0,5357	2.410,61
AUDI	Q3 2.0 TDI	150CV	0,5574	2.508,24
AUDI	Q3 2.0 TDI 150CV	QUATTRO S TRONIC	0,5861	2.637,34
AUDI	Q3 2.0 TDI 184CV	QUATTRO S TRONIC	0,6176	2.779,22
AUDI	Q5 2.0 TDI 150CV	ULTRA	0,5940	2.673,06
AUDI	Q5 2.0 TDI 163CV	QUATTRO S TRONIC	0,6404	2.881,74
AUDI	Q5 2.0 TDI 190CV	CLEAN DIESEL QUATTRO	0,6552	2.948,55
AUDI	Q5 2.0 TDI 190CV	S TRONIC	0,6223	2.800,26
AUDI	Q5 3.0 TDI 340CV	BITURBO QUATTRO TIP	0,8708	3.918,73
AUDI	Q5 3.0 V6 TDI 258CV	QUATTRO S-TR EURO6	0,7660	3.446,84
AUDI	Q7 3.0 TDI QUATTRO TIPTRONIC	218CV	0,7475	3.363,91
AUDI	Q7 3.0 TDI QUATTRO TIPTRONIC	272CV	0,7868	3.540,39
AUDI	SQ7 4.0 V8 TDI	435CV	1,0045	4.520,17
AUDI	TT 2.0 TDI 184CV	COUPÉ MY2014	0,5985	2.693,46
AUDI	TT 2.0 TDI 184CV	ROADSTER MY2014	0,6152	2.768,51
BMW	114D 1.5	95CV	0,4231	1.904,11
BMW	116D 1.5	116CV	0,4230	1.903,56
BMW	118D 2.0	150CV	0,5046	2.270,51



MARCA	MODELLO	SERIE	COSTO CHILOMETRICO 15.000 KM	FRINGE BENEFIT ANNUALE
BMW	120D 2.0	190CV	0,5168	2.325,66
BMW	120D XDRIVE 2.0	190CV	0,5400	2.429,90
BMW	125D 2.0 MSPORT	224CV	0,5734	2.580,35
BMW	214D 1.5	95CV GRAN TOURER	0,4654	2.094,11
BMW	214D 1.5 95CV	ACTIVE TOURER	0,4659	2.096,45
BMW	216D 1.5 116CV	ACTIVE TOURER	0,4565	2.054,31
BMW	216D 1.5 116CV	GRAN TOURER	0,4743	2.134,31
BMW	218D 2.0 150CV	ACTIVE TOURER	0,5204	2.342,01
BMW	218D 2.0 150CV	CABRIO	0,5797	2.608,48
BMW	218D 2.0 150CV	COUPÉ	0,5275	2.373,78
BMW	218D 2.0 150CV	GRAN TOURER	0,5232	2.354,56
BMW	218D XDRIVE 2.0 150CV	ACTIVE TOURER	0,5342	2.403,98
BMW	220D 2.0 190CV	ACTIVE TOURER	0,5513	2.480,76
BMW	220D 2.0 190CV	CABRIO	0,5706	2.567,84
BMW	220D 2.0 190CV	COUPÉ	0,5413	2.435,64
BMW	220D 2.0 190CV	GRAN TOURER	0,5684	2.557,86
BMW	220D XDRIVE 2.0 190CV	ACTIVE TOURER	0,5905	2.657,08
BMW	220D XDRIVE 2.0 190CV	COUPÉ	0,5660	2.546,87
BMW	220D XDRIVE 2.0 190CV	GRAN TOURER	0,5879	2.645,37
BMW	316D 2.0	116CV	0,5071	2.281,93
BMW	316D TOURING 2.0	116CV	0,5196	2.338,19
BMW	318D 2.0	150CV	0,5366	2.414,76
BMW	318D 2.0 150CV	GRAN TURISMO	0,5827	2.622,16
BMW	318D TOURING 2.0	150CV	0,5499	2.474,62
BMW	318D XDRIVE 2.0	150CV	0,5568	2.505,67
BMW	318D XDRIVE TOURING 2.0	150CV	0,5693	2.561,94
BMW	320D 2.0	163CV	0,5492	2.471,62
BMW	320D 2.0	190CV	0,5600	2.520,18
BMW	320D 2.0 190CV	GRAN TURISMO	0,6053	2.723,96
BMW	320D TOURING 2.0	163CV	0,5617	2.527,85
BMW	320D TOURING 2.0	190CV	0,5725	2.576,41
BMW	320D XDRIVE 2.0	190CV	0,5778	2.600,22
BMW	320D XDRIVE 2.0 190CV	GRAN TURISMO	0,6215	2.796,79
BMW	320D XDRIVE TOURING 2.0	190CV	0,5927	2.667,35
BMW	325D 2.0 218CV	GRAN TURISMO	0,6355	2.859,93
BMW	325DA 2.0 224CV	GRAN TURISMO	0,6439	2.897,56
BMW	330DA 3.0	258CV	0,6613	2.975,96
BMW	330DA 3.0 258CV	GRAN TURISMO	0,6863	3.088,54
BMW	330DA TOURING 3.0	258CV	0,6722	3.024,99
BMW	330DA XDRIVE 3.0	258CV	0,6783	3.052,42
BMW	330DA XDRIVE 3.0 258CV	GRAN TURISMO	0,7114	3.201,17
BMW	330DA XDRIVE TOURING 3.0	258CV	0,6892	3.101,44
BMW	335DA XDRIVE 3.0	313CV	0,7104	3.196,61
BMW	335DA XDRIVE 3.0 313CV	GRAN TURISMO	0,7434	3.345,39
BMW	335DA XDRIVE TOURING 3.0	313CV	0,7229	3.252,87
BMW	418D 2.0 150CV	COUPÉ	0,5895	2.652,97
BMW	420D 2.0 190CV	CABRIO	0,6529	2.937,97
BMW	420D 2.0 190CV	COUPÉ	0,6033	2.715,00
BMW	420D 2.0 190CV	GRAN COUPÉ	0,5907	2.658,06
BMW	425D 2.0 224CV	GRAN COUPÉ	0,6349	2.857,08
BMW	430DA 3.0 258CV	COUPÉ	0,7527	3.387,17
BMW	430DA XDRIVE 3.0 258CV	COUPÉ	0,7707	3.468,14
BMW	435DA XDRIVE 3.0 313CV	COUPÉ	0,7991	3.595,75
BMW	518D 2.0 150CV	BERLINA	0,6063	2.728,29




MARCA	MODELLO	SERIE	COSTO CHILOMETRICO 15.000 KM	FRINGE BENEFIT ANNUALE
BMW	518D TOURING 2.0 150CV	SW	0,6246	2.810,88
BMW	520D 2.0 190CV	BERLINA	0,6265	2.819,22
BMW	520D TOURING 2.0 190CV	SW	0,6440	2.898,19
BMW	525D 2.0 218CV	BERLINA	0,6595	2.967,81
BMW	525D TOURING 2.0 218CV	SW	0,6667	2.999,93
BMW	525D TOURING XDRIVE 2.0 218CV	SW	0,6929	3.118,23
BMW	525D XDRIVE 2.0 218CV	BERLINA	0,6850	3.082,52
BMW	530D 3.0 258CV	BERLINA	0,7553	3.398,74
BMW	530D GRAN TURISMO 3.0	258CV	0,8218	3.697,99
BMW	530D GRAN TURISMO XDRIVE 3.0	258CV	0,8422	3.789,78
BMW	530D TOURING 3.0 258CV	SW	0,7560	3.401,95
BMW	530D TOURING XDRIVE 3.0 258CV	SW	0,7638	3.437,18
BMW	530D XDRIVE 3.0 258CV	BERLINA	0,7639	3.437,62
BMW	530DA 3.0 249CV	BERLINA	0,7143	3.214,26
BMW	530DA TOURING 3.0 249CV	SW	0,7279	3.275,61
BMW	530DA XDRIVE 3.0 249CV	BERLINA	0,7334	3.300,21
BMW	530DA XDRIVE TOURING 3.0 249CV	SW	0,7486	3.368,80
BMW	535D 3.0 313CV	BERLINA	0,7923	3.565,43
BMW	535D GRAN TURISMO 3.0	313CV	0,8596	3.868,12
BMW	535D GRAN TURISMO XDRIVE 3.0	313CV	0,8829	3.973,27
BMW	535D TOURING 3.0 313CV	SW	0,7938	3.572,27
BMW	535D TOURING XDRIVE 3.0 313CV	SW	0,8129	3.658,18
BMW	535D XDRIVE 3.0 313CV	BERLINA	0,8098	3.644,14
BMW	640D 3.0 313CV	CABRIO	0,9792	4.406,42
BMW	640D 3.0 313CV	COUPÉ	0,9291	4.181,01
BMW	640D GC 3.0	313CV	0,9535	4.290,68
BMW	730D 3.0	265CV	0,8965	4.034,42
BMW	730D XDRIVE 3.0	265CV	0,9191	4.136,09
BMW	740D XDRIVE 3.0	320CV	0,9511	4.280,05
BMW	750D 3.0 XDRIVE	400CV	1,0476	4.714,18
BMW	M 550D XDRIVE	381CV	0,9895	4.452,75
BMW	X1 SDRIVE 16D 1.5	116CV	0,4829	2.173,02
BMW	X1 SDRIVE 18D 2.0	150 CV	0,5521	2.484,33
BMW	X1 SDRIVE 20D 2.0	190CV	0,5779	2.600,72
BMW	X1 XDRIVE 18D 2.0 150CV	4X4	0,5620	2.529,01
BMW	X1 XDRIVE 20D 2.0	190 CV	0,6119	2.753,52
BMW	X1 XDRIVE 25DA 2.0	231 CV	0,6438	2.897,20
BMW	X3 SDRIVE 18D 2.0	150CV	0,6041	2.718,45
BMW	X3 XDRIVE 2.0D	190 CV	0,6304	2.836,73
BMW	X3 XDRIVE 30DA 3.0	249CV	0,7267	3.270,25
BMW	X3 XDRIVE 30DA 3.0	258CV	0,7737	3.481,47
BMW	X3 XDRIVE 35DA	313CV	0,8317	3.742,85
BMW	X4 XDRIVE 20D 2.0	190CV	0,6651	2.992,93
BMW	X4 XDRIVE 30DA 3.0	249CV	0,7295	3.282,89
BMW	X4 XDRIVE 30DA 3.0	258CV	0,7942	3.573,74
BMW	X4 XDRIVE 35DA 3.0	313CV	0,8522	3.834,78
BMW	X5 M50D 3.0	381CV	0,9926	4.466,66
BMW	X5 XDRIVE 25D 2.0	230CV	0,7188	3.234,82
BMW	X5 XDRIVE 30D 3.0	249CV	0,7850	3.532,41
BMW	X5 XDRIVE 30D 3.0	258CV	0,8249	3.711,99
BMW	X5 XDRIVE 40D 3.0	313CV	0,8616	3.877,06
BMW	X6 M50D 3.0	381CV	1,0561	4.752,57
BMW	X6 XDRIVE 3.0 313CV	EURO6	0,8990	4.045,50
BMW	X6 XDRIVE 3.0D	249CV	0,8419	3.788,40



MARCA	MODELLO	SERIE	COSTO CHILOMETRICO 15.000 KM	FRINGE BENEFIT ANNUALE
BMW	X6 XDRIVE 3.0D	258CV	0,8826	3.971,58
CHEVROLET	CAPTIVA 2.2 VCDI 2WD	163CV	0,5732	2.579,52
CHEVROLET	CAPTIVA 2.2 VCDI 4WD	184CV	0,6095	2.742,89
CHEVROLET	TRAX 1.6 136CV	2X4	0,4453	2.003,81
CHEVROLET	TRAX 1.6 136CV	4X4	0,4611	2.074,93
CITROEN	BERLINGO 1.6 HDI	75CV	0,4372	1.967,53
CITROEN	C3 1.6 BLUEHDI	100CV	0,4012	1.805,27
CITROEN	C3 1.6 BLUEHDI	75CV	0,3852	1.733,51
CITROEN	C3 PICASSO 1.6 HDI	100CV	0,4057	1.825,43
CITROEN	C4 1.6 BLUEHDI	100CV	0,4021	1.809,48
CITROEN	C4 1.6 BLUEHDI	120CV	0,4099	1.844,41
CITROEN	C4 AIRCROSS 1.6 HDI 115CV	2WD	0,4747	2.135,93
CITROEN	C4 AIRCROSS 1.6 HDI 115CV	4WD	0,4920	2.213,78
CITROEN	C4 CACTUS 1.6 BLUEHDI	100CV	0,3991	1.796,07
CITROEN	C4 GRAN PICASSO 1.6 B-HDI	100CV	0,4525	2.036,47
CITROEN	C4 GRAN PICASSO 1.6 HDI	120CV	0,4703	2.116,15
CITROEN	C4 GRAND PICASSO 2.0 BLUEHDI	150CV	0,5311	2.390,06
CITROEN	C4 PICASSO 1.6 BLUEHDI	100CV	0,4441	1.998,31
CITROEN	C4 PICASSO 1.6 BLUEHDI	120CV	0,4602	2.070,78
CITROEN	C4 PICASSO 2.0 BLUEHDI	150CV EURO6	0,5177	2.329,46
CITROEN	C5 2.0 BLUEHDI	150CV	0,5133	2.309,88
CITROEN	C5 2.0 BLUEHDI	180CV	0,5460	2.456,94
CITROEN	C5 TOURER 2.0 BLUEHDI	150CV SW	0,5228	2.352,41
CITROEN	C5 TOURER 2.0 BLUEHDI	180CV SW	0,5522	2.484,99
CITROEN	C-ELYSEE 1.6 BLUEHDI	100CV	0,3921	1.764,53
DACIA	DOKKER 1.5 DCI 8V	75CV	0,3495	1.572,77
DACIA	DOKKER 1.5 DCI 8V	90CV	0,3569	1.606,13
DACIA	DUSTER 1.5 DCI 110CV	4X2 EURO6	0,3738	1.682,04
DACIA	DUSTER 1.5 DCI 110CV	4X4 EURO6	0,3867	1.740,04
DACIA	DUSTER 1.5 DCI 90CV	4X2 EURO6	0,3674	1.653,26
DACIA	LODGY 1.5 DCI 8V 110CV	5 POSTI	0,3699	1.664,61
DACIA	LODGY 1.5 DCI 8V 110CV	7 POSTI	0,3727	1.677,03
DACIA	LODGY 1.5 DCI 8V 90CV	5 POSTI	0,3546	1.595,56
DACIA	LODGY 1.5 DCI 8V 90CV	7 POSTI	0,3573	1.607,98
DACIA	LOGAN MCV 1.5 DCI	75CV	0,3289	1.480,16
DACIA	LOGAN MCV 1.5 DCI	90CV	0,3336	1.501,09
DACIA	SANDERO 1.5 DCI	75CV	0,3206	1.442,50
DACIA	SANDERO STEPWAY 1.5 DCI	90CV	0,3540	1.592,90
DS	DS3 1.6 BLUEHDI	100CV	0,4188	1.884,55
DS	DS3 1.6 BLUEHDI	100CV CABRIO	0,4367	1.964,95
DS	DS3 1.6 BLUEHDI	75CV	0,4007	1.803,17
DS	DS3 1.6 BLUEHDI 120CV	EURO 6	0,4387	1.973,99
DS	DS3 1.6 BLUEHDI 120CV CABRIO	EURO 6	0,4561	2.052,52
DS	DS4 1.6 BLUEHDI	110CV	0,4306	1.937,74
DS	DS4 1.6 BLUEHDI	120CV	0,4496	2.023,41
DS	DS4 2.0 BLUEHDI	150CV	0,5058	2.276,09
DS	DS4 2.0 BLUEHDI	180CV	0,5470	2.461,57
DS	DS5 1.6 BLUEHDI	120CV	0,4818	2.167,98
DS	DS5 2.0 BLUEHDI	150CV	0,5220	2.349,21
DS	DS5 2.0 BLUEHDI	180CV	0,5646	2.540,86
FIAT	500 1.3 MTJ	95CV	0,3505	1.577,15
FIAT	500C 1.3 MTJ	95CV	0,3698	1.664,09
FIAT	500L 1.3 MTJ	95CV	0,3912	1.760,58
FIAT	500L 1.6 MTJ	120CV	0,4464	2.008,78



MARCA	MODELLO	SERIE	COSTO CHILOMETRICO 15.000 KM	FRINGE BENEFIT ANNUALE
FIAT	500L LIVING 1.3 MTJ	95CV	0,4034	1.815,24
FIAT	500L LIVING 1.6 MTJ	120CV	0,4544	2.044,68
FIAT	500X 1.3 MJT	95CV	0,4034	1.815,27
FIAT	500X 1.6 MJT	120CV	0,4443	1.999,52
FIAT	500X 2.0 MJT 140CV	4X4	0,5280	2.375,80
FIAT	FREEMONT 2.0 16V MTJ	170CV	0,5787	2.604,32
FIAT	FREEMONT 2.0 16V MTJ 4X4 AUT	170CV	0,6116	2.752,39
FIAT	PANDA 1.3 MTJ	80CV	0,3418	1.538,32
FIAT	PANDA 1.3 MTJ	95CV S&S	0,3443	1.549,32
FIAT	PANDA 1.3 MTJ 80CV	4X4	0,3777	1.699,53
FIAT	PANDA CROSS 1.3 MTJ	95CV 4X4	0,3962	1.782,92
FIAT	QUBO 1.3 MJT 95CV	EURO5	0,3978	1.790,21
FIAT	TIPO 1.3 MTJ 5PORTE 95CV	MY2016	0,3942	1.773,71
FIAT	TIPO 1.3 MTJ 95CV	MY2016	0,3937	1.771,50
FIAT	TIPO 1.3 MTJ 95CV SW	MY2016	0,4019	1.808,48
FIAT	TIPO 1.6 MTJ 120CV	MY2016	0,4186	1.883,90
FIAT	TIPO 1.6 MTJ 120CV SW	MY2016	0,4161	1.872,59
FIAT	TIPO 1.6 MTJ 5PORTE 120CV	MY2016	0,4091	1.841,17
FORD	B-MAX 1.5 TDCI	75CV	0,3902	1.755,80
FORD	C MAX 1.5 TDCI	120 CV S&S	0,4434	1.995,08
FORD	C MAX 2.0 TDCI	150CV	0,4789	2.154,89
FORD	C MAX 2.0 TDCI	170CV	0,5117	2.302,47
FORD	C MAX PLUS 1.5 TDCI	120CV	0,4309	1.939,19
FORD	ECOSPORT 1.5 TDCI	95CV	0,4020	1.808,86
FORD	EDGE 2.0 TDCI	180CV AWD	0,6378	2.870,01
FORD	EDGE 2.0 TDCI	210CV AWD	0,6711	3.020,14
FORD	FIESTA 1.5 TDCI	75CV	0,3555	1.599,83
FORD	FOCUS 1.5 TDCI	120CV	0,4166	1.874,59
FORD	FOCUS 1.5 TDCI	95CV	0,4080	1.835,82
FORD	FOCUS 1.5 TDCI 120CV	STATION SW	0,4221	1.899,43
FORD	FOCUS 1.5 TDCI 95CV	STATION SW	0,4135	1.860,66
FORD	FOCUS 2.0 TDCI	150CV	0,4927	2.217,37
FORD	FOCUS 2.0 TDCI 150CV	STATION SW	0,4977	2.239,81
FORD	GALAXY 2.0 TDCI	150CV S&S	0,5612	2.525,36
FORD	KUGA 1.5 TDCI 120CV	2WD	0,4474	2.013,16
FORD	KUGA 2.0 TDCI 120CV	2WD	0,5267	2.370,32
FORD	KUGA 2.0 TDCI 150CV	4WD	0,5643	2.539,26
FORD	KUGA 2.0 TDCI 180CV	4WD	0,6061	2.727,34
FORD	MONDEO 1.5 TDCI 120CV	S&S	0,4629	2.083,20
FORD	MONDEO 2.0 TDCI	210CV	0,5636	2.536,29
FORD	MONDEO 2.0 TDCI 150CV	AWD	0,5341	2.403,41
FORD	MONDEO 2.0 TDCI 150CV	S&S	0,5331	2.398,87
FORD	MONDEO 2.0 TDCI 180CV	AWD	0,5669	2.550,94
FORD	MONDEO 2.0 TDCI 180CV	S&S	0,5405	2.432,06
FORD	MONDEO STATION 1.5 TDCI 120CV	S&S	0,4685	2.108,04
FORD	MONDEO STATION 2.0 TDCI	210CV	0,5718	2.573,22
FORD	MONDEO STATION 2.0 TDCI 150CV	AWD	0,5308	2.388,50
FORD	MONDEO STATION 2.0 TDCI 150CV	S&S	0,5214	2.346,44
FORD	MONDEO STATION 2.0 TDCI 180CV	AWD	0,5735	2.580,62
FORD	MONDEO STATION 2.0 TDCI 180CV	S&S	0,5471	2.461,74
FORD	S MAX 2.0 TDCI	120CV	0,5212	2.345,48
FORD	S MAX 2.0 TDCI	150CV	0,5433	2.444,92
FORD	S MAX 2.0 TDCI	150CV AWD	0,5622	2.529,98
FORD	S MAX 2.0 TDCI	180CV	0,5644	2.540,00




MARCA	MODELLO	SERIE	COSTO CHILOMETRICO 15.000 KM	FRINGE BENEFIT ANNUALE
FORD	S MAX 2.0 TDCI	180CV AWD	0,5918	2.663,03
FORD	S MAX 2.0 TDCI	210CV	0,5944	2.674,75
GREAT WALL MOTOR	H6 2.0 143CV	4X2	0,5528	2.487,60
GREAT WALL MOTOR	H6 2.0 143CV	4X4	0,5696	2.562,99
HONDA	CIVIC 1.6 I-DTEC	120CV	0,4311	1.939,97
HONDA	CIVIC TOURER 1.6 I-DTEC	120CV	0,4365	1.964,21
HONDA	CR-V 1.6 I-DTEC	2WD 120CV	0,4736	2.131,09
HONDA	CR-V 1.6 I-DTEC	4WD 160CV	0,5184	2.332,64
HONDA	HR-V 1.6 DTEC	120 CV	0,4348	1.956,74
HYUNDAI	I20 1.1 CRDI 75CV	MY2015	0,3520	1.584,21
HYUNDAI	I20 1.4 CRDI 90CV	MY2015	0,3678	1.655,26
HYUNDAI	I30 1.4 CRDI	90CV	0,4010	1.804,58
HYUNDAI	I30 1.6 CRDI	110CV	0,4182	1.881,68
HYUNDAI	I30 1.6 CRDI	136CV	0,4236	1.906,07
HYUNDAI	I30 WAGON 1.4 CRDI	90CV	0,4103	1.846,29
HYUNDAI	I30 WAGON 1.6 CRDI	110CV E6	0,4159	1.871,64
HYUNDAI	I30 WAGON 1.6 CRDI	136CV E6	0,4283	1.927,37
HYUNDAI	I40 1.7 CRDI 115CV	WAGON	0,4928	2.217,39
HYUNDAI	I40 1.7 CRDI 140CV	WAGON	0,4957	2.230,78
HYUNDAI	IX20 1.4 CRDI	90 CV	0,4006	1.802,81
HYUNDAI	IX20 1.6 CRDI	115CV	0,4366	1.964,48
HYUNDAI	SANTA FE 2.0 CRDI 150CV	4WD	0,6182	2.782,00
HYUNDAI	TUCSON 1.7 CRDI	116CV	0,4513	2.030,94
HYUNDAI	TUCSON 1.7 CRDI	140CV	0,4936	2.221,23
HYUNDAI	TUCSON 2.0 CRDI	136CV 4WD	0,5014	2.256,51
HYUNDAI	TUCSON 2.0 CRDI	185CV 4WD	0,5714	2.571,35
INFINITI	Q30 1.5D	109CV	0,4578	2.060,21
INFINITI	Q30 2.2D	170CV	0,5554	2.499,22
INFINITI	Q30 2.2D AWD	170CV	0,5965	2.684,37
INFINITI	Q50 2.2 D	170CV	0,6079	2.735,42
INFINITI	Q70 2.2 D	170CV	0,6691	3.010,87
INFINITI	QX30 2.2D DCI AWD	170CV	0,6534	2.940,47
INFINITI	QX50 3.0D	238CV	0,7493	3.372,03
INFINITI	QX70 3.0D	238CV	0,8188	3.684,60
JAGUAR	F-PACE 2.0D 180CV	2WD	0,6326	2.846,91
JAGUAR	F-PACE 2.0D 180CV	4WD	0,6500	2.925,22
JAGUAR	F-PACE 3.0D 300CV	4WD	0,7763	3.493,27
JAGUAR	XE 2.0 D	163CV	0,5479	2.465,49
JAGUAR	XE 2.0 D TURBO	180CV	0,5510	2.479,42
JAGUAR	XF 2.0D 163CV	EURO6	0,6072	2.732,31
JAGUAR	XF 2.0D 180CV	AWD	0,6591	2.965,80
JAGUAR	XF 2.0D 180CV	EURO6	0,6233	2.804,99
JAGUAR	XF 3.0D 300CV	EURO6	0,7861	3.537,53
JAGUAR	XJ 3.0D V6 TURBO	300CV	0,9044	4.069,68
JAGUAR	XJ 3.0D V6 TURBO LWB	300CV	0,9921	4.464,60
JEEP	CHEROKEE 2.0 MTJ II	140CV 2WD	0,5886	2.648,65
JEEP	CHEROKEE 2.0 MTJ II	140CV 4WD	0,6067	2.730,09
JEEP	CHEROKEE 2.2 MTJ II	200CV 4WD	0,6777	3.049,48
JEEP	CHEROKEE 2.2 MJT II	185CV 4WD	0,6444	2.899,75
JEEP	GRAND CHEROKEE 3.0 V6 MTJ	190CV	0,7465	3.359,07
JEEP	GRAND CHEROKEE 3.0 V6 MTJ	250CV	0,8342	3.753,96
JEEP	RENEGADE 1.6 MJT	120CV	0,4545	2.045,35
JEEP	RENEGADE 1.6 MJT 4WD	120CV	0,5180	2.330,95
JEEP	RENEGADE 1.6 MTJ	105CV	0,4560	2.051,87



MARCA	MODELLO	SERIE	COSTO CHILOMETRICO 15.000 KM	FRINGE BENEFIT ANNUALE
JEEP	RENEGADE 2.0 MJT 4WD	140CV	0,5243	2.359,32
JEEP	RENEGADE 2.0 MJT 4WD	170CV	0,5703	2.566,21
JEEP	WRANGLER 2.8 CRD	200CV	0,6996	3.148,38
KIA	CARENS 1.7 CRDI	115CV	0,4685	2.108,28
KIA	CARENS 1.7 CRDI	141CV	0,4850	2.182,69
KIA	CEE D 1.6 CRDI	110CV	0,4312	1.940,39
KIA	CEE D 1.6 CRDI	136CV	0,4523	2.035,21
KIA	OPTIMA 1.7 CRDI	140CV	0,4899	2.204,57
KIA	RIO 1.1 CRDI	75CV	0,3628	1.632,59
KIA	RIO1.4 CRDI	90CV	0,3831	1.723,92
KIA	SORENTO 2.2 CRDI 2WD	200CV	0,6449	2.901,87
KIA	SORENTO 2.2 CRDI AWD	200CV	0,6786	3.053,89
KIA	SOUL 1.6 CRDI	136CV	0,4457	2.005,52
KIA	SPORTAGE 1.7 CRDI 2WD	115CV	0,4668	2.100,75
KIA	SPORTAGE 2.0 CRDI AWD	136CV	0,5495	2.472,54
KIA	SPORTAGE 2.0 CRDI AWD	185CV	0,5746	2.585,48
KIA	VENGA 1.4 CRDI	90CV	0,4003	1.801,24
LANCIA	YPSILON 1.3 MJT	80CV	0,3665	1.649,27
LANCIA	YPSILON 1.3 MJT 16V	95CV	0,3716	1.672,24
LANDROVER	DISCOVERY SPORT 2.0 TD4	150CV	0,5610	2.524,54
LANDROVER	DISCOVERY SPORT 2.0 TD4	180CV	0,5785	2.603,08
LANDROVER	DISCOVERY4 3.0 SDV6	249CV	0,8222	3.699,89
LANDROVER	DISCOVERY4 3.0 TDV6	211CV	0,7760	3.492,22
LANDROVER	RANGE ROVER EVOQUE 2.0 TD4	150CV 5 PORTE	0,6030	2.713,70
LANDROVER	RANGE ROVER EVOQUE 2.0 TD4	180CV 3 PORTE	0,6671	3.001,81
LANDROVER	RANGE ROVER EVOQUE 2.0 TD4	180CV 5 PORTE	0,6237	2.806,57
LANDROVER	RANGE ROVER EVOQUE CABRIO 2.0 TD4	150CV	0,6649	2.991,86
LANDROVER	RANGE ROVER EVOQUE CABRIO 2.0 TD4	180CV	0,6855	3.084,72
LANDROVER	RANGE ROVER SPORT 3.0	249CV	0,8596	3.868,33
LANDROVER	RANGE ROVER SPORT 3.0 SDV6	306CV	0,8619	3.878,44
LANDROVER	RANGE ROVER SPORT 4.4 SDV8	340CV	1,0439	4.697,56
MAHINDRA	XUV500 2.2 140CV	2WD	0,5620	2.529,00
MAHINDRA	XUV500 2.2 140CV	4WD	0,5848	2.631,38
MASERATI	GHIBLI 3.0 D 250CV	EURO5	0,8426	3.791,77
MASERATI	LEVANTE 3.0 V6 AWD	250CV	0,8949	4.026,89
MASERATI	LEVANTE 3.0 V6 AWD	275CV	0,8995	4.047,78
MASERATI	QUATTROPORTE DIESEL 3.0	250CV	0,9963	4.483,15
MASERATI	QUATTROPORTE DIESEL 3.0	275CV	1,0017	4.507,67
MAZDA	2 1.5 105CV	MY2015	0,3740	1.683,02
MAZDA	3 1.5 SKYACTIVE-D	105CV	0,4226	1.901,68
MAZDA	3 2.2 SKYACTIVE-D	150CV	0,5187	2.334,07
MAZDA	6 2.2L	150CV	0,5477	2.464,46
MAZDA	6 2.2L 150CV	WAGON	0,5525	2.486,19
MAZDA	6 2.2L BERLINA	175CV	0,5834	2.625,18
MAZDA	6 2.2L WAGON	175CV	0,5858	2.636,04
MAZDA	CX 3 1.5D 4X2	105CV	0,4329	1.947,88
MAZDA	CX 3 1.5D 4X4	105CV	0,4675	2.103,80
MAZDA	CX 5 2.2L SKYACTIV-D 2WD	150CV	0,5420	2.438,87
MAZDA	CX 5 2.2L SKYACTIV-D 4WD	150CV	0,5828	2.622,57
MAZDA	CX 5 2.2L SKYACTIV-D 4WD	175CV	0,6004	2.701,87
MERCEDES	A 160 D 1.5	90 CV EURO 6	0,4175	1.878,55
MERCEDES	A 180 D 1.5	109 CV EURO 6	0,4258	1.915,90
MERCEDES	A 200 D 2.1	136 CV EURO 6	0,5066	2.279,55
MERCEDES	A 200 D 2.1 AUT 4 MATIC	136 CV EURO 6	0,5293	2.381,76



MARCA	MODELLO	SERIE	COSTO CHILOMETRICO 15.000 KM	FRINGE BENEFIT ANNUALE
MERCEDES	A 220 D 2.1 AUT	177 CV EURO 6	0,5347	2.406,08
MERCEDES	A 220 D 2.1 AUT 4 MATIC	177 CV EURO 6	0,5712	2.570,27
MERCEDES	B 160 CDI 1.5	90CV	0,4406	1.982,57
MERCEDES	B 160 D AUT 1.5	90CV	0,4435	1.995,87
MERCEDES	B 180 CDI 1.5	109CV	0,4439	1.997,59
MERCEDES	B 180 D AUT 1.5	109CV	0,4571	2.057,00
MERCEDES	B 200 CDI 2.2 AUT 4MATIC	136CV	0,5734	2.580,38
MERCEDES	B 200 CDI BLUEEFFICIENCY 1.8	136CV	0,5217	2.347,79
MERCEDES	B 220 CDI 2.2 AUT	177CV	0,5834	2.625,43
MERCEDES	B 220 CDI 2.2 AUT 4MATIC	177CV	0,6156	2.770,04
MERCEDES	C 180 BLUETEC 1.6 116CV	MY2014	0,4729	2.127,93
MERCEDES	C 200 BLUETEC 1.6 136CV	MY2014	0,5003	2.251,57
MERCEDES	C 220 BLUETEC 2.1 170CV	MY2014	0,5940	2.672,80
MERCEDES	C 220 BLUETEC SW 2.1 170CV	MY2014	0,6081	2.736,46
MERCEDES	C 220 CDI 2.2 170CV	COUPÉ	0,6070	2.731,64
MERCEDES	C 220D 2.1 170CV	CABRIO	0,6562	2.952,94
MERCEDES	C 220D 2.1 4MATIC 170CV	CABRIO	0,6908	3.108,61
MERCEDES	C 220D 2.2 170CV 4MATIC	COUPÉ	0,6325	2.846,34
MERCEDES	C 250 BLUETEC SW 2.1 204CV	MY2014	0,6460	2.907,20
MERCEDES	C 250 CDI 2.5 204CV	COUPÉ	0,6347	2.856,18
MERCEDES	C 250 D 2.1 204CV	4MATIC BERLINA	0,6725	3.026,30
MERCEDES	C 250D 2.1 204CV	CABRIO	0,6932	3.119,59
MERCEDES	C 250D 2.2 204CV 4MATIC	COUPÉ	0,6627	2.982,22
MERCEDES	CLA 180 CDI 1.4	109CV	0,4697	2.113,71
MERCEDES	CLA 180 CDI AUT 1.4	109CV	0,4829	2.172,86
MERCEDES	CLA 200 CDI 1.8	136CV	0,5380	2.421,16
MERCEDES	CLA 200 CDI AUT 1.8	136CV	0,5459	2.456,56
MERCEDES	CLA 220 CDI 2.1	177CV	0,5776	2.599,42
MERCEDES	CLA 220 CDI 2.1 177CV	SW	0,5807	2.613,10
MERCEDES	CLS 250 CDI 2.0 BLUEEFFICIENCY	204CV	0,7570	3.406,57
MERCEDES	E 200 D 2.0 150CV	BERLINA	0,5818	2.618,06
MERCEDES	E 220 CDI 2.2 170CV	CABRIO	0,6575	2.958,58
MERCEDES	E 220 CDI 2.2 170CV	COUPÉ	0,6295	2.832,73
MERCEDES	E 220 D 2.0 194CV	SW	0,6471	2.911,77
MERCEDES	E 220D 2.0 AUTOSPORT 264CV	BERLINA	0,6379	2.870,65
MERCEDES	E 250 CDI 2.2 204CV	CABRIO	0,6810	3.064,56
MERCEDES	E 250 CDI 2.2 204CV	COUPÉ	0,6412	2.885,48
MERCEDES	E 350 BLUETEC 3.0 258CV	4MATIC SW	0,7454	3.354,45
MERCEDES	E 350 BLUETEC 3.0 258CV	CABRIO	0,7225	3.251,03
MERCEDES	E 350 BLUETEC 3.0 258CV	COUPÉ	0,6998	3.149,11
MERCEDES	E 350 BLUETEC 3.0 258CV	SW	0,7275	3.273,95
MERCEDES	E 350D 3.0 AUTOSPORT 258CV	BERLINA	0,7235	3.255,70
MERCEDES	G 350D 3.0	245CV SW LUNGA	0,9639	4.337,53
MERCEDES	GL 350 3.0 4MATIC	258CV	0,9351	4.207,80
MERCEDES	GLA 180 CDI 1.5 AUT 109CV	MY2014	0,4825	2.171,37
MERCEDES	GLA 200 CDI 2.1 136CV	MY2014	0,5620	2.528,87
MERCEDES	GLA 200 CDI 2.1 AUT 4MAT 136CV	MY2014	0,5941	2.673,30
MERCEDES	GLA 220 D 2.2 AUT	177CV	0,5906	2.657,50
MERCEDES	GLA 220D 2.2 AUT 4MATIC	177CV	0,6133	2.759,79
MERCEDES	GLC 220D 2.1	170CV	0,6505	2.927,05
MERCEDES	GLC 220D 2.2 4MATIC 170CV	COUPÉ	0,6853	3.084,04
MERCEDES	GLC 250D 2.1	204CV	0,6611	2.975,13
MERCEDES	GLC 250D 2.2 4MATIC 204CV	COUPÉ	0,6936	3.121,14
MERCEDES	GLE 250D 2.2	204CV	0,7149	3.217,04




MARCA	MODELLO	SERIE	COSTO CHILOMETRICO 15.000 KM	FRINGE BENEFIT ANNUALE
MERCEDES	GLE 250D 4MATIC 2.2	204CV	0,7357	3.310,82
MERCEDES	GLE 350D 3.0 4MATIC	258CV	0,8298	3.734,06
MERCEDES	GLK 200 CDI 2.2	143CV	0,6184	2.783,00
MERCEDES	GLK 220 CDI 2.2	170CV	0,6405	2.882,06
MERCEDES	GLK 250 2.2 4MATIC	204CV	0,6923	3.115,19
MERCEDES	GLK 350 CDI 3.0 4MATIC	265CV	0,7753	3.488,64
MERCEDES	GLS 350D 3.0 4MATIC	258CV	0,8978	4.040,12
MERCEDES	ML 250 BLUETEC 2.1 204CV	EURO6	0,7538	3.392,20
MERCEDES	ML 350 BLUETEC 3.0 258CV	EURO6	0,8475	3.813,82
MERCEDES	S 350 BLUETEC 3.0 V6 258CV	EURO 6	0,9746	4.385,65
MERCEDES	SLC 250D 2.1	204CV	0,6245	2.810,41
MERCEDES	SLK 250 CDI 2.2 BLUEEFFICIENCY	204CV	0,6721	3.024,55
MERCEDES	V 2.2 CDI 163CV	4MATIC	0,6769	3.045,95
MERCEDES	V 250D 2.2 AUT	190CV	0,6787	3.054,30
MERCEDES	VIANO 2.2 CDI 163CV	PASSO LUNGO	0,6914	3.111,30
MERCEDES	VITO 2.2 CDI	163CV	0,5872	2.642,61
MINI	MINI COOPER CABRIO 1.5 D	116CV	0,4494	2.022,24
MINI	MINI COOPER CLUBMAN 2.0	150CV	0,4836	2.175,98
MINI	MINI COOPER SD 2.0 170CV	CABRIO	0,5161	2.322,52
MINI	MINI COOPER SD CLUBMAN 2.0	190CV	0,5166	2.324,60
MINI	MINI COOPER SD CLUBMAN 2.0	190CV ALL4	0,5446	2.450,85
MINI	MINI ONE 1.5D	95CV	0,3979	1.790,36
MINI	MINI ONE CLUBMAN 1.5D	116CV	0,4295	1.932,76
MINI	NUOVA MINI COOPER 1.6 PACEMAN	111 CV	0,4553	2.048,90
MINI	NUOVA MINI COOPER D 1.5 116CV	MY2014	0,4144	1.865,02
MINI	NUOVA MINI COOPER D 1.6 COUNTRYMAN	111CV	0,4457	2.005,49
MINI	NUOVA MINI COOPER D 1.6 COUNTRYMAN	111CV ALL4	0,4690	2.110,52
MINI	NUOVA MINI COOPER D 2.0 COUNTRYMAN	111CV ALL4 AUT	0,5277	2.374,80
MINI	NUOVA MINI COOPER D 2.0 COUNTRYMAN	111CV AUT	0,5136	2.311,33
MINI	NUOVA MINI COOPER D 2.0 PACEMAN	111 CV AUT.	0,5182	2.332,01
MINI	NUOVA MINI COOPER SD 2.0 170CV	MY2014	0,5155	2.319,75
MINI	NUOVA MINI COOPER SD 2.0 COUNTRYMAN	143CV	0,5114	2.301,38
MINI	NUOVA MINI COOPER SD 2.0 COUNTRYMAN	143CV ALL4	0,5214	2.346,39
MINI	NUOVA MINI COOPER SD 2.0 PACEMAN	143 CV	0,5161	2.322,63
MITSUBISHI	ASX 1.6 DI-D	114CV 2WD	0,4481	2.016,64
MITSUBISHI	ASX 2.2 DI-D	150CV 4WD	0,5644	2.540,00
MITSUBISHI	OUTLANDER 2.2 4WD	DI-D 150CV	0,5737	2.581,82
NISSAN	EVALIA 1.5 D	110CV	0,4403	1.981,39
NISSAN	JUKE 1.5 DCI S&S	110CV	0,4037	1.816,71
NISSAN	NOTE 1.5 DCI	90CV MOD.2013	0,3678	1.654,92
NISSAN	PULSAR 1.5 DCI	110CV	0,4000	1.800,10
NISSAN	QASHQAI 1.5 DCI 110CV	MY2014	0,4255	1.914,66
NISSAN	QASHQAI 1.6 DCI 2WD 131CV	MY2014	0,4605	2.072,31
NISSAN	QASHQAI 1.6 DCI 4WD 131CV	MY2014	0,4785	2.153,40
NISSAN	X TRAIL 1.6 DCI 2WD	130CV	0,4829	2.172,84
NISSAN	X TRAIL 1.6 DCI 4WD	130CV	0,5087	2.289,31
OPEL	ANTARA 2.0 CDTI 170CV	4X2	0,5512	2.480,52
OPEL	ANTARA 2.0 CDTI 170CV	4X4	0,5653	2.543,99
OPEL	ANTARA 2.0 CDTI 170CV AUT	4X2	0,5780	2.601,07
OPEL	ASTRA 1.6 CDTI	95 CV EURO 6	0,4130	1.858,59
OPEL	ASTRA 1.6 CDTI S&S	110 CV EURO 6	0,4173	1.877,83
OPEL	ASTRA 1.6 CDTI S&S	136 CV EURO 6	0,4355	1.959,91
OPEL	ASTRA 1.6 CDTI S&S BITURBO	160CV	0,4596	2.068,12
OPEL	CASCADA 2.0 CDTI 2.0	170CV	0,5602	2.520,78




MARCA	MODELLO	SERIE	COSTO CHILOMETRICO 15.000 KM	FRINGE BENEFIT ANNUALE
OPEL	CORSA 1.3 CDTI 75CV	MY2015	0,3632	1.634,48
OPEL	CORSA 1.3 CDTI 95CV	MY2015	0,3674	1.653,45
OPEL	INSIGNIA 1.6 CDTI	120CV	0,4938	2.222,18
OPEL	INSIGNIA 1.6 CDTI	136CV	0,4956	2.230,42
OPEL	INSIGNIA 1.6 ST CDTI	120CV SW	0,5020	2.259,09
OPEL	INSIGNIA 1.6 ST CDTI	136CV SW	0,5030	2.263,72
OPEL	INSIGNIA 2.0 CDTI S&S	170CV	0,5563	2.503,35
OPEL	INSIGNIA 2.0 CDTI S&S 4X4	170CV	0,5836	2.625,99
OPEL	INSIGNIA 2.0 ST CDTI S&S	170CV SW	0,5645	2.540,27
OPEL	INSIGNIA 2.0 ST CDTI S&S 4X4	170CV SW	0,5926	2.666,54
OPEL	MERIVA 1.6 CDTI S&S 110CV	EURO6	0,4381	1.971,55
OPEL	MERIVA 1.6 CDTI S&S 136CV	EURO6	0,4491	2.021,03
OPEL	MOKKA 1.6 CDTI 110CV	4X2	0,4517	2.032,81
OPEL	MOKKA 1.6 CDTI ECOTEC	136CV 4X2	0,4575	2.058,73
OPEL	MOKKA 1.6 CDTI ECOTEC	136CV 4X4	0,4731	2.128,95
OPEL	NUOVA ASTRA ST 1.6 CDTI	110CV SW	0,4358	1.960,97
OPEL	NUOVA ASTRA ST 1.6 CDTI	136CV SW	0,4490	2.020,37
OPEL	ZAFIRA TOURER 1.6 CDTI	120CV	0,4758	2.141,12
OPEL	ZAFIRA TOURER 1.6 CDTI	136CV	0,4754	2.139,41
OPEL	ZAFIRA TOURER 2.0 CDTI	131CV	0,5579	2.510,62
OPEL	ZAFIRA TOURER 2.0 CDTI AUT	170CV	0,5700	2.565,19
OPEL	ZAFIRA TOURER 2.0 CDTI S&S	170CV	0,5465	2.459,11
PEUGEOT	2008 1.6 BLUEHDI	100CV	0,4062	1.827,86
PEUGEOT	2008 1.6 BLUEHDI	120CV	0,4262	1.917,82
PEUGEOT	2008 1.6 BLUEHDI	75CV	0,3893	1.751,98
PEUGEOT	208 1.6 BLUEHDI	100 CV S&S	0,3900	1.755,08
PEUGEOT	208 1.6 BLUEHDI	120CV	0,4157	1.870,52
PEUGEOT	208 1.6 BLUEHDI	75 CV	0,3752	1.688,45
PEUGEOT	3008 1.6 BLUEHDI 120CV	MY2016	0,4675	2.103,60
PEUGEOT	3008 2.0 BLUEHDI 150CV	MY2016	0,5070	2.281,58
PEUGEOT	3008 2.0 BLUEHDI 180CV	MY2016	0,5633	2.534,71
PEUGEOT	308 1.6 BLUEHDI	100CV	0,4073	1.832,96
PEUGEOT	308 1.6 BLUEHDI	100CV SW	0,4118	1.853,18
PEUGEOT	308 1.6 BLUEHDI 120CV	EURO 6	0,4183	1.882,41
PEUGEOT	308 1.6 BLUEHDI 120CV SW	EURO 6	0,4244	1.909,88
PEUGEOT	308 2.0 BLUEHDI	150CV	0,4842	2.178,87
PEUGEOT	308 2.0 BLUEHDI	180CV	0,5254	2.364,45
PEUGEOT	308 2.0 BLUEHDI 150CV	SW	0,4887	2.199,06
PEUGEOT	5008 1.6 BLUEHDI	120CV	0,4643	2.089,39
PEUGEOT	5008 2.0 BLUEHDI	150CV	0,4934	2.220,25
PEUGEOT	508 1.6 BLUEHDI	120CV	0,4865	2.189,36
PEUGEOT	508 2.0 BLUEHDI	150CV	0,5203	2.341,41
PEUGEOT	508 2.0 BLUEHDI	180CV	0,5515	2.481,69
PEUGEOT	508 SW 1.6 BLUEHDI 120CV	EURO 6	0,4892	2.201,34
PEUGEOT	508 SW 2.0 BLUEHDI 150CV	EURO 6	0,5438	2.447,09
PEUGEOT	508 SW 2.0 BLUEHDI 180CV	EURO 6	0,5835	2.625,56
PEUGEOT	PARTNER TEPEE 1.6 HDI	75CV EURO5	0,4282	1.927,07
PORSCHE	CAYENNE 3.0 D V6	250CV	0,8878	3.995,22
PORSCHE	CAYENNE 4.1 S D V8	385CV	1,0223	4.600,13
PORSCHE	MACAN 3.0 S	250CV	0,8493	3.821,87
PORSCHE	PANAMERA 3.0 DIESEL	300CV	0,9577	4.309,47
RENAULT	CAPTUR 1.5 DCI 8V	110CV	0,4055	1.824,83
RENAULT	CAPTUR 1.5 DCI 8V	90CV	0,3860	1.736,93
RENAULT	CLIO 1.5 DCI 8V	110CV	0,3848	1.731,74




MARCA	MODELLO	SERIE	COSTO CHILOMETRICO 15.000 KM	FRINGE BENEFIT ANNUALE
RENAULT	CLIO 1.5 DCI 8V	75CV	0,3628	1.632,59
RENAULT	CLIO 1.5 DCI 8V	90CV S&S	0,3819	1.718,37
RENAULT	CLIO SPORTER 1.5 DCI	75CV SW	0,3753	1.689,04
RENAULT	CLIO SPORTER 1.5 DCI	90CV SW	0,3842	1.728,93
RENAULT	ESCAPE 1.6 DCI	160CV	0,5426	2.441,92
RENAULT	ESPACE 1.6 DCI	130CV	0,5093	2.291,77
RENAULT	KADJAR 1.5 DCI	110CV	0,4131	1.858,76
RENAULT	KADJAR 1.6 DCI	130CV	0,4702	2.115,72
RENAULT	KADJAR 1.6 DCI 4X4	130CV	0,4884	2.197,69
RENAULT	KANGOO 1.5 DCI	110CV 8V	0,4157	1.870,51
RENAULT	KANGOO 1.5 DCI	90CV 8V	0,4091	1.840,97
RENAULT	MEGANE 1.5 DCI 110CV	MY2016	0,4191	1.885,99
RENAULT	MEGANE 1.5 DCI 90CV	MY2016	0,4011	1.804,84
RENAULT	MEGANE 1.6 DCI 130CV	MY2016	0,4546	2.045,86
RENAULT	MEGANE 1.6 DCI 160CV	MY2016	0,5048	2.271,50
RENAULT	MEGANE SPORTER 1.5 DCI 110CV	SW	0,4330	1.948,54
RENAULT	MEGANE SPORTER 1.5 DCI 90CV	SW	0,4150	1.867,39
RENAULT	MEGANE SPORTER 1.6 DCI 130CV	SW	0,4679	2.105,41
RENAULT	SCENIC 1.6 DCI S&S 130CV	MOD. 2012	0,4630	2.083,56
RENAULT	SCENIC X-MOD 1.5 DCI	110CV EURO5	0,4387	1.974,09
RENAULT	SCENIC X-MOD 1.5 DCI	95CV	0,4288	1.929,68
RENAULT	SCENIC X-MOD 1.6 DCI S&S 130CV	MOD.2012	0,4555	2.049,90
RENAULT	TALISMAN 1.5 DCI 8V	110CV	0,4848	2.181,73
RENAULT	TALISMAN 1.6 DCI	130CV	0,5071	2.281,89
RENAULT	TALISMAN 1.6 DCI	160CV	0,5475	2.463,75
RENAULT	TALISMAN SPORTER 1.5 DCI	110CV	0,4766	2.144,52
RENAULT	TALISMAN SPORTER 1.6 DCI	130CV	0,4988	2.244,47
RENAULT	TALISMAN SPORTER 1.6 DCI	160CV	0,5376	2.419,09
SEAT	ATECA 1.6 TDI	116CV	0,4812	2.165,32
SEAT	ATECA 2.0 TDI	150CV	0,5082	2.287,07
SEAT	ATECA 2.0 TDI 4DRIVE	150CV	0,5334	2.400,48
SEAT	ATECA 2.0 TDI 4DRIVE	190CV	0,5758	2.591,25
SEAT	IBIZA 1.4 TDI	105CV	0,3830	1.723,57
SEAT	IBIZA 1.4 TDI	75CV	0,3690	1.660,69
SEAT	IBIZA 1.4TDI	90CV	0,3806	1.712,48
SEAT	IBIZA ST 1.4 TDI 90CV	SW	0,3882	1.747,05
SEAT	LEON 1.6 TDI	110CV	0,4357	1.960,61
SEAT	LEON 1.6 TDI	90CV	0,4327	1.947,26
SEAT	LEON 2.0 TDI	150CV	0,4823	2.170,19
SEAT	LEON 2.0 TDI	184CV	0,4937	2.221,65
SEAT	LEON ST 1.6 TDI 110CV	4DRIVE SW	0,4844	2.179,71
SEAT	LEON ST 1.6 TDI 90CV	SW MY2014	0,4427	1.992,04
SEAT	LEON ST 2.0 TDI 150CV	SW MY2014	0,5112	2.300,18
SEAT	LEON ST 2.0 TDI 184CV	SW MY2014	0,5272	2.372,33
SKODA	FABIA 1.4 TDI	75CV	0,3613	1.625,84
SKODA	FABIA 1.4 TDI 90CV	.	0,3767	1.694,99
SKODA	FABIA WAGON 1.4 TDI	105CV	0,3990	1.795,30
SKODA	FABIA WAGON 1.4 TDI	75CV	0,3657	1.645,70
SKODA	FABIA WAGON 1.4 TDI	90CV	0,3789	1.705,03
SKODA	OCTAVIA 1.6 TDI CR	110CV	0,4404	1.981,85
SKODA	OCTAVIA 1.6 TDI CR	90CV	0,4272	1.922,44
SKODA	OCTAVIA 2.0 TDI CR	150CV	0,4998	2.249,10
SKODA	OCTAVIA WAGON 1.6 TDI CR	110CV SW	0,4442	1.998,68
SKODA	OCTAVIA WAGON 1.6 TDI CR	90CV SW	0,4278	1.925,14



MARCA	MODELLO	SERIE	COSTO CHILOMETRICO 15.000 KM	FRINGE BENEFIT ANNUALE
SKODA	OCTAVIA WAGON 2.0 TDI CR	150CV SW	0,5068	2.280,82
SKODA	OCTAVIA WAGON 2.0 TDI CR 4X4	150CV SW	0,5281	2.376,38
SKODA	OCTAVIA WAGON 2.0 TDI RS	184CV SW	0,5426	2.441,58
SKODA	RAPID 1.4 TDI CR	90CV	0,4012	1.805,51
SKODA	RAPID 1.6 TDI CR	115CV	0,4332	1.949,59
SKODA	SUPERB 2.0 TDI	150CV	0,5266	2.369,65
SKODA	SUPERB 2.0 TDI	190CV	0,5514	2.481,14
SKODA	SUPERB 2.0 TDI	190CV 4X4	0,6162	2.772,88
SKODA	YETI 2.0 TDI CR 110CV	EURO5	0,5079	2.285,52
SKODA	YETI 2.0 TDI CR 110CV 4X4	EURO5	0,5318	2.393,02
SSANGYONG	KORANDO 2.2 E-XDI 178CV	2WD	0,5072	2.282,52
SSANGYONG	KORANDO 2.2 E-XDI 178CV	4WD	0,5269	2.370,84
SSANGYONG	REXTON W 2.2D 178CV	2WD	0,5625	2.531,18
SSANGYONG	REXTON W 2.2D 178CV	4WD	0,6044	2.719,61
SSANGYONG	RODIUS 2.2D 178CV	2WD	0,5850	2.632,50
SSANGYONG	RODIUS 2.2D 178CV	4WD	0,6179	2.780,55
SSANGYONG	TIVOLI 1.6D	115CV	0,4082	1.837,10
SSANGYONG	XLV 1.6D	115CV	0,4370	1.966,49
SUBARU	FORESTER 2.0D	147CV	0,5528	2.487,75
SUBARU	OUTBACK 2.0 D LINEARTRONIC	150CV	0,5818	2.617,98
SUBARU	XV 2.0D	147CV	0,5287	2.378,94
SUZUKI	S-CROSS 1.6 DDIS	120CV	0,4392	1.976,62
SUZUKI	S-CROSS 1.6 DDIS	120CV 4WD	0,4542	2.044,10
SUZUKI	SWIFT 1.3 DDIS	75CV	0,3764	1.693,77
SUZUKI	VITARA 1.6 DDIS	120CV	0,4250	1.912,37
SUZUKI	VITARA 1.6 DDIS	120CV 4WD	0,4417	1.987,45
TOYOTA	AURIS 1.4D 4D	90CV	0,4060	1.826,88
TOYOTA	AURIS 1.6D 4D	112CV	0,4444	1.999,67
TOYOTA	LAND CRUISER 2.8 D4-D	177CV	0,7112	3.200,20
TOYOTA	LAND CRUISER 2.8 D4-D	177CV LOUNGE	0,7519	3.383,58
TOYOTA	RAV 4 2.0 D-4D 143CV	2WD	0,5085	2.288,42
TOYOTA	VERSO 1.6 D-4D	110CV	0,4527	2.037,30
TOYOTA	YARIS 1.4 D-4D 90CV	MY2014	0,3592	1.616,62
VOLKSWAGEN	CARAVELLE 2.0 TDI	204CV	0,6208	2.793,40
VOLKSWAGEN	GOLF SPORTSVAN 1.6 TDI	110CV	0,4562	2.052,91
VOLKSWAGEN	GOLF SPORTSVAN 1.6 TDI	90CV	0,4423	1.990,32
VOLKSWAGEN	GOLF SPORTSVAN 2.0 TDI	150CV	0,5346	2.405,59
VOLKSWAGEN	GOLF VII 1.6 TDI 110CV	4MOTION	0,4857	2.185,81
VOLKSWAGEN	GOLF VII 1.6 TDI BLUEMOT.	110CV	0,4538	2.041,88
VOLKSWAGEN	GOLF VII 1.6 TDI BLUEMOT. TECH	110CV	0,4566	2.054,77
VOLKSWAGEN	GOLF VII 1.6 TDI BLUEMOT.TECH	90CV	0,4495	2.022,82
VOLKSWAGEN	GOLF VII 2.0 GTD BLUEMOT. TECH	184CV	0,5612	2.525,60
VOLKSWAGEN	GOLF VII 2.0 TDI 4MOTION	150CV	0,5504	2.476,68
VOLKSWAGEN	GOLF VII 2.0 TDI BLUEMOT.TECH	150CV	0,5237	2.356,45
VOLKSWAGEN	GOLF VII VARIANT 1.6 TDI	110CV	0,4568	2.055,61
VOLKSWAGEN	GOLF VII VARIANT 1.6 TDI	90CV	0,4421	1.989,43
VOLKSWAGEN	GOLF VII VARIANT 2.0 TDI	150CV	0,5328	2.397,60
VOLKSWAGEN	MAGGIOLINO 2.0 TDI BLUEMOTION 110CV	MY2016	0,4811	2.165,01
VOLKSWAGEN	MAGGIOLINO 2.0 TDI BLUEMOTION 150CV	MY2016	0,5147	2.316,27
VOLKSWAGEN	MULTIVAN 2.0	150CV	0,6324	2.845,62
VOLKSWAGEN	PASSAT 1.6 TDI 120CV	EURO 6	0,4889	2.200,13
VOLKSWAGEN	PASSAT 2.0 BITDI 4MOTION	240CV	0,6402	2.880,97
VOLKSWAGEN	PASSAT 2.0 TDI 150CV	EURO 6	0,5471	2.461,88
VOLKSWAGEN	PASSAT 2.0 TDI 190CV	EURO 6	0,5857	2.635,86



MARCA	MODELLO	SERIE	COSTO CHILOMETRICO 15.000 KM	FRINGE BENEFIT ANNUALE
VOLKSWAGEN	PASSAT VARIANT 1.6 TDI 120CV	EURO 6 SW	0,4944	2.224,82
VOLKSWAGEN	PASSAT VARIANT 2.0 TDI 150CV	EURO 6 SW	0,5507	2.478,09
VOLKSWAGEN	PASSAT VARIANT 2.0 TDI 190CV	EURO 6 SW	0,5907	2.658,29
VOLKSWAGEN	PASSAT VARIANT ALLTRACK 2.0 TDI	190CV 4MOTION	0,6233	2.804,71
VOLKSWAGEN	POLO 1.4 TDI 75CV	MY2014	0,3609	1.624,17
VOLKSWAGEN	POLO 1.4 TDI 90CV	MY2014	0,3755	1.689,80
VOLKSWAGEN	POLO CROSS 1.4 TDI BLUEMOTION	90CV	0,3868	1.740,59
VOLKSWAGEN	SHARAN 2.0 TDI	150CV	0,5654	2.544,14
VOLKSWAGEN	SHARAN 2.0 TDI	150CV 4MOTION	0,6097	2.743,56
VOLKSWAGEN	SHARAN 2.0 TDI	184CV	0,6222	2.799,72
VOLKSWAGEN	TIGUAN 1.6 TDI 115CV	MY2016	0,4976	2.239,16
VOLKSWAGEN	TIGUAN 2.0 TDI 150CV	MY2016	0,5396	2.428,40
VOLKSWAGEN	TIGUAN 2.0 TDI 150CV 4MOTION	MY2016	0,5613	2.525,72
VOLKSWAGEN	TIGUAN 2.0 TDI 190CV 4 MOTION	MY2016	0,6068	2.730,62
VOLKSWAGEN	TOUAREG 3.0 TDI	204CV	0,7850	3.532,64
VOLKSWAGEN	TOUAREG 3.0 TDI	262CV	0,8164	3.673,65
VOLKSWAGEN	TOURAN 1.6 TDI	115CV	0,4835	2.175,80
VOLKSWAGEN	TOURAN 2.0 TDI	150CV	0,5347	2.406,33
VOLKSWAGEN	TOURAN 2.0 TDI	190CV	0,5763	2.593,45
VOLVO	S60 2.0 D2	120CV	0,4907	2.208,05
VOLVO	S60 2.0 D3	150CV	0,5174	2.328,19
VOLVO	S60 2.0 D4	190CV	0,5379	2.420,50
VOLVO	S60 2.0 D5 GEARTRONIC	225CV	0,6059	2.726,33
VOLVO	S60 2.4 D4 AWD GEARTRONIC	190CV	0,6217	2.797,71
VOLVO	S60 CROSS COUNTRY D3 2.0	150CV	0,5433	2.444,91
VOLVO	S60 CROSS COUNTRY D4 2.0	190CV	0,5630	2.533,59
VOLVO	S90 D3 2.0	150CV	0,5691	2.560,92
VOLVO	S90 D3 GEARTRONIC 2.0	150CV	0,5937	2.671,59
VOLVO	S90 D4 2.0	190CV	0,5918	2.663,24
VOLVO	S90 D4 GEARTRONIC 2.0	190CV	0,6124	2.755,81
VOLVO	S90 D4 GETRONIC 2.0	190CV AWD	0,6337	2.851,73
VOLVO	S90 D5 GEARTRONIC 2.0	235CV AWD	0,6832	3.074,19
VOLVO	V40 D2 2.0	120CV	0,4593	2.066,94
VOLVO	V40 D2 2.0 GEARTRONIC	120CV	0,4739	2.132,62
VOLVO	V40 D2 CROSS COUNTRY 2.0	120CV	0,4758	2.141,13
VOLVO	V40 D3 2.0	150CV	0,5101	2.295,42
VOLVO	V40 D3 CROSS COUNTRY 2.0	150CV	0,5193	2.336,64
VOLVO	V40 D4 2.0	190CV	0,5362	2.413,04
VOLVO	V40 D4 C COUNTRY 2.0	190CV	0,5459	2.456,72
VOLVO	V60 2.0 D2	120CV	0,5007	2.253,12
VOLVO	V60 2.0 D3	150CV	0,5282	2.376,89
VOLVO	V60 2.0 D4	190CV	0,5487	2.469,18
VOLVO	V60 2.0 D5 GEARTRONIC	224CV	0,6103	2.746,26
VOLVO	V60 2.4 D4 AWD GEARTRONIC	190CV	0,6224	2.800,94
VOLVO	V60 CROSS COUNTRY D3 2.0	150CV	0,5424	2.440,98
VOLVO	V60 CROSS COUNTRY D4 2.0	190CV	0,5621	2.529,66
VOLVO	V60 CROSS COUNTRY D4 2.4	AWD GEARTRONIC 190CV	0,6351	2.857,79
VOLVO	V70 2.0 D3 GEARTRONIC	150CV	0,5923	2.665,40
VOLVO	V70 2.0 D4 GEARTRONIC	180CV	0,6135	2.760,69
VOLVO	V90 2.0 D3	150CV	0,5830	2.623,68
VOLVO	V90 2.0 D3 GEARTRONIC	150CV	0,6036	2.716,22
VOLVO	V90 2.0 D4	190CV	0,6058	2.725,96
VOLVO	V90 2.0 D4 AWD GEARTRONIC	190CV	0,6485	2.918,07
VOLVO	V90 2.0 D4 GEARTRONIC	190CV	0,6239	2.807,67



MARCA	MODELLO	SERIE	COSTO CHILOMETRICO 15.000 KM	FRINGE BENEFIT ANNUALE
VOLVO	V90 2.0 D5 AWD GEARTRONIC	235CV	0,7085	3.188,23
VOLVO	XC60 2.0 D3	150CV	0,5644	2.539,69
VOLVO	XC60 2.0 D4	190CV	0,5841	2.628,37
VOLVO	XC60 2.4 D5 AWD	220CV	0,6520	2.933,96
VOLVO	XC90 2.0 D4 GEARTRONIC	190CV	0,6654	2.994,09
VOLVO	XC90 2.0 D5 AWD GEARTRONIC	235CV	0,7015	3.156,97

